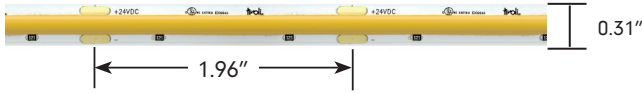


COB Low Brightness

COB LB delivers unparalleled color consistency with a 3-Step MacAdam Ellipse standard and low bin tolerance.



PRODUCT CODE	INTENSITY	INSTALL	LED COLOR	VOLTAGE
TPLCB		I		24
TPLCB = TivoTape COB	LB = Low Brightness	I = Indoor	22 = 2200K 24 = 2400K 27 = 2700K 30 = 3000K 35 = 3500K 40 = 4000K 50 = 5000K 65 = 6500K	24 = 24V DC

Quick Spec

Quick Data based on 6500K	
Intensity	LB
Lumens/ft	206.6
Efficacy (Lm/W)	148.6
CRI	90+
Measured Power W/ft	1.39
Listed Power W/ft.	1.5
Max Run	64'



Available CCTs
2200K, 2400K, 2700K, 3000K, 3500K, 4000K, 5000K, 6500K

ADUL-series				
D	DOT	DIN	DIN-X	DTV
•	•	•	•	•

Non-Dimming (D), 0-10V (DOT), DMX (DIN), DMX Multi Address (DIN-X), Flicker Free TV (DTV)

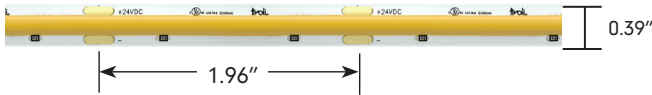
Infinity
•

Universal input: 100V- 277V AC
All-In-One dimming protocol: ELV, MLV, 0-10V, TRIAC, PWM



COB High Output

COB HO offers exceptional performance with low bin tolerance and high CRI for superior color rendering.



PRODUCT CODE	INTENSITY	INSTALL	LED COLOR	VOLTAGE
TPLCB		I		24
TPLCB = TivoTape COB	HO = High Output	I = Indoor	22 = 2200K 24 = 2400K 27 = 2700K 30 = 3000K 35 = 3500K 40 = 4000K 50 = 5000K 65 = 6500K	24 = 24V DC

Quick Spec

Quick Data based on 5000K	
Intensity	HO
Lumens/ft	460
Efficacy (Lm/W)	101
CRI	90+
Measured Power W/ft	CF
Listed Power W/ft.	4.57
Max Run	20'



Available CCTs
2200K, 2400K, 2700K, 3000K, 3500K, 4000K, 5000K, 6500K

ADUL-series				
D	DOT	DIN	DIN-X	DTV
•	•	•	•	•

Non-Dimming (D), 0-10V (DOT), DMX (DIN), DMX Multi Address (DIN-X), Flicker Free TV (DTV)

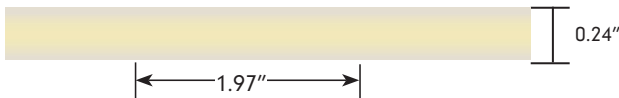
Infinity
•

Universal input: 100V- 277V AC
All-In-One dimming protocol: ELV, MLV, 0-10V, TRIAC, PWM



COB Sauna Rated

SAUNA COB Series delivers dot-free, homogeneous linear illumination designed specifically for high-temperature environments.



PRODUCT CODE	INTENSITY	INSTALL	LED COLOR	VOLTAGE
TPLCB	SB	S66		24
TPLCB = TivoTape COB	SB = Standard Brightness	S66 = Sauna Rated 6x6	27 = 2700K 30 = 3000K 35 = 3500K 40 = 4000K 50 = 5000K 65 = 6500K	24 = 24V DC

Quick Spec

Quick Data based on 5000K	
Intensity	SB
Lumens/ft	202.4
Efficacy (Lm/W)	83
CRI	90+
Measured Power W/ft	CF
Listed Power W/ft.	2.43
Max Run	40'



Available CCTs
2700K, 3000K, 3500K, 4000K, 5000K, 6500K

ADUL-series				
D	DOT	DIN	DIN-X	DTV

Non-Dimming (D), 0-10V (DOT), DMX (DIN), DMX Multi Address (DIN-X), Flicker Free TV (DTV)

Infinity
•

Universal input: 100V- 277V AC
All-In-One dimming protocol: ELV, MLV, 0-10V, TRIAC, PWM



COB Side Emitting

COB SE features a unique side-emitting design for narrow beam and edge-lit applications.



PRODUCT CODE	INTENSITY	INSTALL	LED COLOR	VOLTAGE
TPLCSE	SB	I	24	24
TPLCSE = TivoTape COB Side Emitting	SB = Standard Brightness	I = Indoor	27 = 2700K 30 = 3000K 40 = 4000K	24 = 24V DC

Quick Spec

Quick Data based on 4000K	
Intensity	SB
Lumens/ft	182.9
Efficacy (Lm/W)	60.9
CRI	90+
Measured Power W/ft	CF
Listed Power W/ft.	3
Max Run	32'

Available CCTs
2700K, 3000K, 4000K

ADUL-series				
D	DOT	DIN	DIN-X	DTV
*	*	*	*	*
Non-Dimming (D), 0-10V (DOT), DMX (DIN), DMX Multi Address (DIN-X), Flicker Free TV (DTV)				
Infinity				
*				
Universal input: 100V- 277V AC All-In-One dimming protocol: ELV, MLV, 0-10V, TRIAC, PWM				



Power Leads



TPL-LEAD-2-C
LEAD/END
24" standard 2 conductor 18AWG lead wire factory attached to one end of tape



TPL-LEAD-2-D
LEAD/LEAD
24" standard 2 conductor 18AWG lead wire factory attached to both ends of tape



TPL-I-XEP-2
EXTRA LEAD WIRE
Additional factory attached 18AWG lead 2 wire to extend lengths of LEAD-C and LEAD-D up to 20 ft. max
Sold per foot



TPL-I-CONN
18-22AWG BUTT CONNECTORS
Used to interconnect factory attached lead wires.
Sold individually

In-Wall Controls



TVOQ-1-WH
White glass face



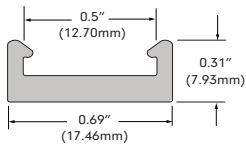
TVOQ-10-XX-7
XX = BK (Black), WH (White)
Available in white or black glass face



TVOQ-2-BK
Black glass face

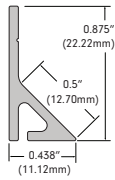
Extrusion

Available Lens Type Compatible TivoTape



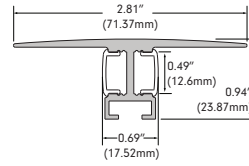
MCHAN-8-LP
Low profile NO LENS OPTION
clear polycarbonate, length 8'

COB LB COB HO Sauna



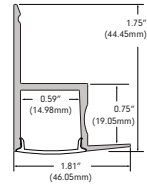
TPL-I-45-MCH-8-S
White PVC, 45° NO LENS length 8'

COB LB COB HO Sauna



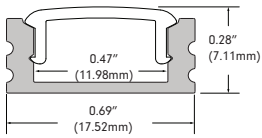
DWAR
DEWARE Anodized Aluminum Extrusion,
available in 6.5' lengths

Clear Opal Diffused
 COB LB COB HO Sauna



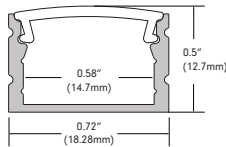
EDGE
EDGE Anodized Aluminum Extrusion,
available in 6.5' lengths

Opal
 COB LB COB HO Sauna



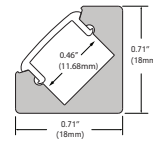
MINI
MINI Anodized Aluminum Extrusion,
available in 6.5' lengths

Opal
 COB LB COB HO Sauna



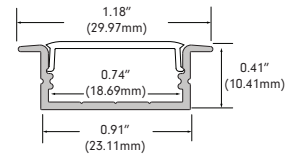
MOFFT
MOFFT Anodized Aluminum Extrusion,
available in 6.5' lengths

Clear Opal Diffused
 COB LB COB HO Sauna



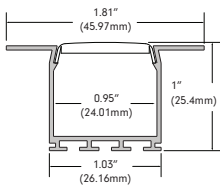
DYER
DYER Anodized Aluminum Extrusion,
available in 6.5' lengths

Opal
 COB LB COB HO Sauna



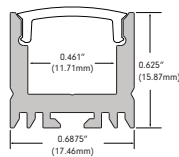
WRNR
WARNER Anodized Aluminum Extrusion,
available in 6.5' lengths

Opal
 COB LB COB HO Sauna



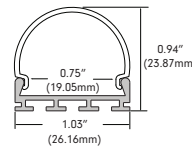
NOYES
NOYES Anodized Aluminum Extrusion,
available in 6.5' lengths

Clear Opal Diffused
 COB LB COB HO Sauna



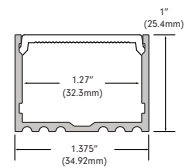
VALN
VALENCIA Anodized Aluminum Extrusion,
available in 6.5' lengths

Clear Opal Diffused
 COB LB COB HO Sauna



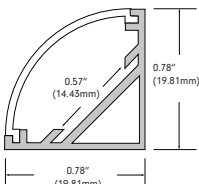
DOME
DOME Anodized Aluminum Extrusion,
available in 6.5' lengths

Opal
 COB LB COB HO Sauna



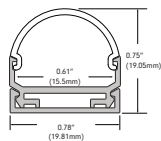
ALTN
ALTON Anodized Aluminum Extrusion,
available in 6.5' lengths

Clear Opal Diffused
 COB LB COB HO Sauna



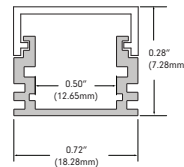
MRSL
MARSALA Anodized aluminum extrusion
available in 6.5' length

Clear Opal Diffused
 COB LB COB HO Sauna



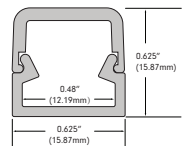
HRIZ
HORIZON Anodized aluminum extrusion
available in 6.5' length

Opal
 COB LB COB HO Sauna



ASTR
ASTORIA Anodized aluminum extrusion
available in 6.5' length

Clear Diffused
 COB LB COB HO Sauna

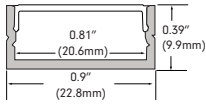


INF
INFINITY PC extrusion,
available in 8' lengths

Frosted Diffused
 COB LB COB HO Sauna

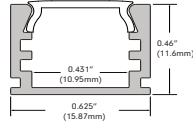
Extrusion

Available Lens Type Compatible TivoTape



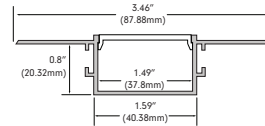
COTA
CORTONA Anodized Aluminum Extrusion,
available in 6.5' lengths

Clear Opal Diffused
COB LB COB HO Sauna



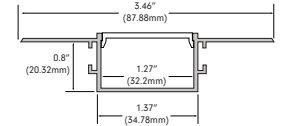
MOSR
MOSHER Anodized Aluminum Extrusion,
available in 6.5' lengths

Opal
COB LB COB HO Sauna



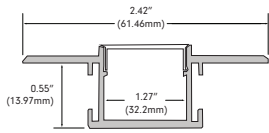
GLOR
GLORIETA Anodized Aluminum Extrusion,
available in 6.5' lengths

Black Diffused
COB LB COB HO Sauna



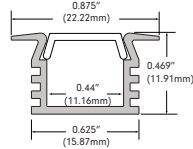
CARU
CARUSO Anodized Aluminum Extrusion,
available in 6.5' lengths

Black Diffused
COB LB COB HO Sauna



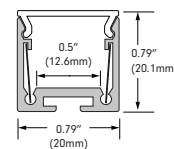
HAYS
HAYES Anodized Aluminum Extrusion,
available in 6.5' lengths

Clear Opal Diffused
COB LB COB HO Sauna



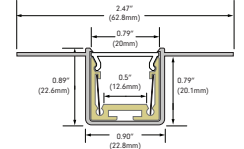
EDIN
EDINGER Anodized Aluminum Extrusion,
available in 6.5' lengths

Opal
COB LB COB HO Sauna



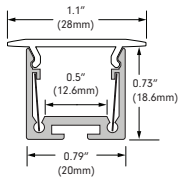
DUET-04 (Surface)
DUET04 Aluminum Extrusion,
available in 6.5' lengths

Clear Opal Diffused Black
COB LB COB HO Sauna



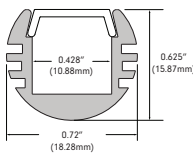
DUET-04 + DUET-04-CHAN-M-6.5 (Mud-in)
DUET04 Mud-in PC fire-proof Extrusion,
available in 6.5' lengths

Clear Opal Diffused Black
COB LB COB HO Sauna



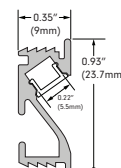
DUET-04 (Recessed)
DUET04 Anodized Aluminum Extrusion,
available in 6.5' lengths

Clear Opal Diffused Black
COB LB COB HO Sauna



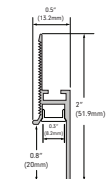
NOVA
NOVA Anodized Aluminum Extrusion,
available in 6.5' lengths

Opal
COB LB COB HO Sauna



FABR
FABRIANO Anodized Aluminum Extrusion,
available in 6.5' lengths

Clear Opal Diffused Black
COB LB COB HO Sauna



GLOR
GLORIETA08 Anodized Aluminum Extrusion,
available in 6.5' lengths

Diffused Black
COB LB COB HO Sauna

Power Supplies

Sauna Rated

INFINITY - MLV / ELV / 0-10V / PWM / TRIAC

DESCRIPTION	CAT NO	APPLICATION	PRIMARY VOLTAGE	SECONDARY VOLTAGE	CIRCUIT BREAKERS	MAX LOAD	MIN LOAD	CIRCUIT CAPACITY
Infinity Series Class 2 Transformer	INF-J-30-1-1.3-24	Indoor / Outdoor	100 - 277V AC	24V DC	1	30W	3W	1.3A
	INF-J-60-1-2.5-24				1	60W	6W	2.5A
	INF-J-96-1-4-24				1	96W	9W	4A
	INF-J-192-2-4-24				2	2x96W	2x9W	2x4A
	INF-J-288-3-4-24				3	3x96W	3x9W	3x4A

INFINITY - MLV / ELV / 0-10V / PWM / TRIAC

DESCRIPTION	CAT NO	APPLICATION	PRIMARY VOLTAGE	SECONDARY VOLTAGE	CIRCUIT BREAKERS	MAX LOAD	MIN LOAD	CIRCUIT CAPACITY
Infinity Series Class 2 Transformer	INF-J-30-1-1.3-24	Indoor / Outdoor	100 - 277V AC	24V DC	1	30W	3W	1.3A
	INF-J-60-1-2.5-24				1	60W	6W	2.5A
	INF-J-96-1-4-24				1	96W	9W	4A
	INF-J-192-2-4-24				2	2x96W	2x9W	2x4A
	INF-J-288-3-4-24				3	3x96W	3x9W	3x4A

ER

DESCRIPTION	CAT NO	APPLICATION	PRIMARY VOLTAGE	SECONDARY VOLTAGE	CIRCUIT BREAKERS	MAX LOAD	CIRCUIT CAPACITY
ER Series Class 2	ER-80-1-3.3-24-D	Indoor/ Outdoor	100-277V AC 50/60 Hz	24V DC	1	80W	3.3A
ER Series Class 2 0-10V Dimming	ERG-80-24-DIM1-10						

ADUL/ADNM - NON DIMMING

DESCRIPTION	CAT NO	APPLICATION	PRIMARY VOLTAGE	SECONDARY VOLTAGE	CIRCUIT BREAKERS	MAX LOAD	CIRCUIT CAPACITY
ADUL/ADNM Series Class 2 Transformer	ADNM-90-1-4-24-D	Indoor/Outdoor	100-277V AC 50/60 HZ	24V DC	1	90W	3.75A
	ADUL-120-1-4-24-D	Indoor			1	96W	4A
	ADUL-240-2-4-24-D	Indoor			2	2x96W	2x4A
	ADUL-320-3-4-24-D	Indoor			3	3x96W	3x4A

ADUL/ADNM - 0-10V DIMMING

DESCRIPTION	CAT NO	APPLICATION	PRIMARY VOLTAGE	SECONDARY VOLTAGE	CIRCUIT BREAKERS	MAX LOAD	CIRCUIT CAPACITY
ADUL/ADNM Series Class 2 Transformer	ADNM-90-1-4-24-DOT	Indoor/Outdoor	100-277V AC 50/60 HZ	24V DC	1	90W	3.75A
	ADUL-120-1-4-24-DOT	Indoor			1	96W	4A
	ADUL-240-2-4-24-DOT	Indoor			2	2x96W	2x4A
	ADUL-320-3-4-24-DOT	Indoor			3	3x96W	3x4A

ADUL/ADNM - DMX SINGLE ADDRESS

DESCRIPTION	CAT NO	APPLICATION	PRIMARY VOLTAGE	SECONDARY VOLTAGE	CIRCUIT BREAKERS	MAX LOAD	CIRCUIT CAPACITY
ADUL/ADNM Series Class 2 Transformer	ADNM-90-1-4-24-DIN	Indoor/Outdoor	100-277V AC 50/60 Hz	24V DC	1	90W	3.75A
	ADUL-120-1-4-24-DIN	Indoor			1	96W	4A
	ADUL-240-2-4-24-DIN	Indoor			2	2x96W	2x4A
	ADUL-320-3-4-24-DIN	Indoor			3	3x96W	3x4A

Power Supplies

COB LB, HO, SE

ADUL - DMX MULTI ADDRESS

DESCRIPTION	CAT NO	APPLICATION	PRIMARY VOLTAGE	SECONDARY VOLTAGE	CIRCUIT BREAKERS	MAX LOAD	CIRCUIT CAPACITY
ADUL Series Class 2 Transformer	ADUL-240-2-4-24-DIN-2	Indoor	100-277V AC 50/60 Hz	24V DC	2	2x96W	2x4A
	ADUL-320-3-4-24-DIN-3				3	3x96W	3x4A

ADNM - DMX/DALI FLICKER-FREE FOR TV STUDIO

DESCRIPTION	CAT NO	APPLICATION	PRIMARY VOLTAGE	SECONDARY VOLTAGE	CIRCUIT BREAKERS	MAX LOAD	CIRCUIT CAPACITY
ADNM Series Class 2 Transformer	ADNM-120-1-4-24-DTV	Indoor / Outdoor	100-277V AC 50/60 HZ	24V DC	1	1x96W	1x4A
	ADNM-240-2-4-24-DTV				2	2x96W	2x4A
	ADNM-320-3-4-24-DTV				3	3x96W	3x4A

Dimmers

DIMMING - 0-10V

DESCRIPTION	CAT NO	APPLICATION	INPUT VOLTAGE	OUTPUT VOLTAGE	MAX LOAD	PRICE
0-10V Dimmer	DIM-LD-010	Indoor	12V/24V DC	12V/24V DC	30 mA max. output (sink only)	\$ 120.00/ea

DIMMING - MLV

DESCRIPTION	CAT NO	APPLICATION	INPUT VOLTAGE	OUTPUT VOLTAGE	MAX LOAD
MLV Dimmer	N-600	Indoor	120V AC	120V AC	450W
	N-1000				800W
	N-1500				1200W
	D-600				450W
	M-600				450W
	M-1000				800W

DIMMING - ELV

DESCRIPTION	CAT NO	APPLICATION	INPUT VOLTAGE	OUTPUT VOLTAGE	MAX LOAD
ELV Dimmer	ME-600	Indoor	120V AC	120V AC	450W
	DE-300				300W